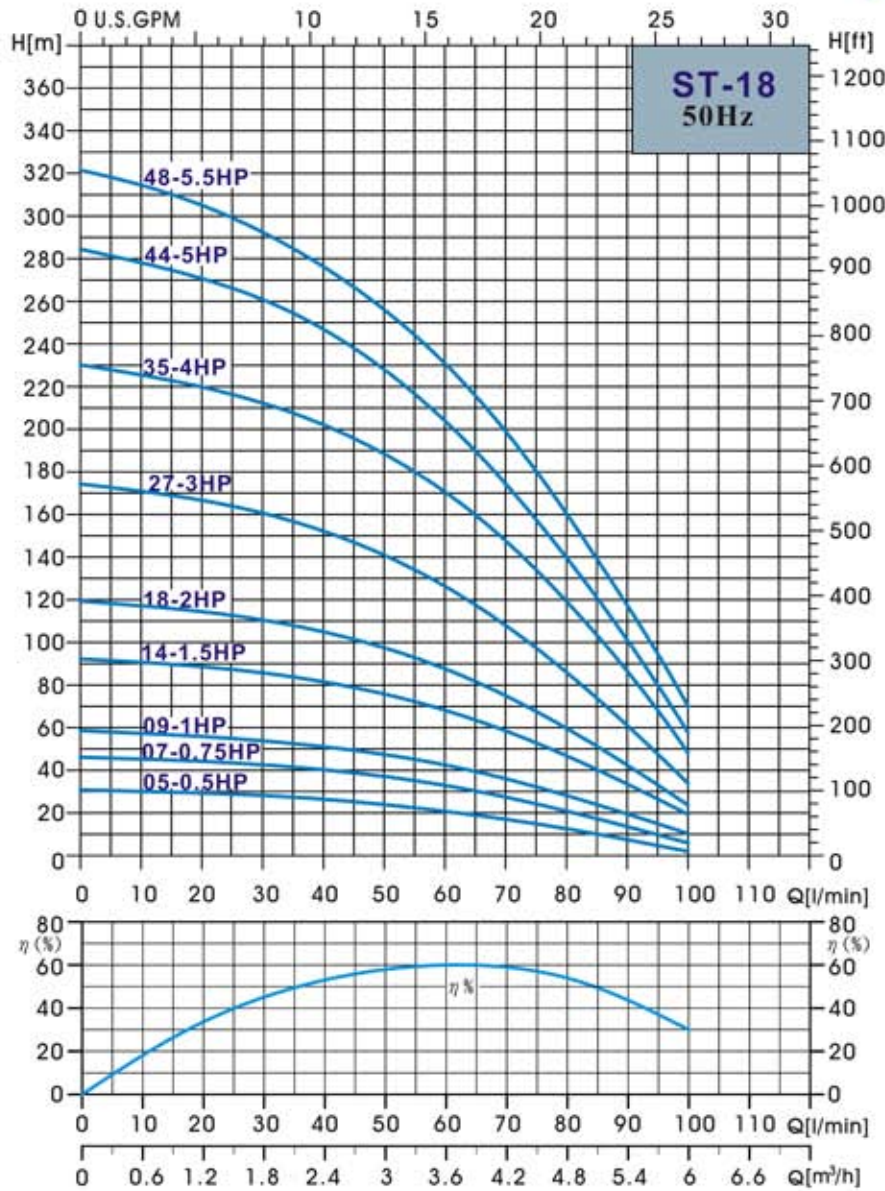




Performance Curves

ST-18

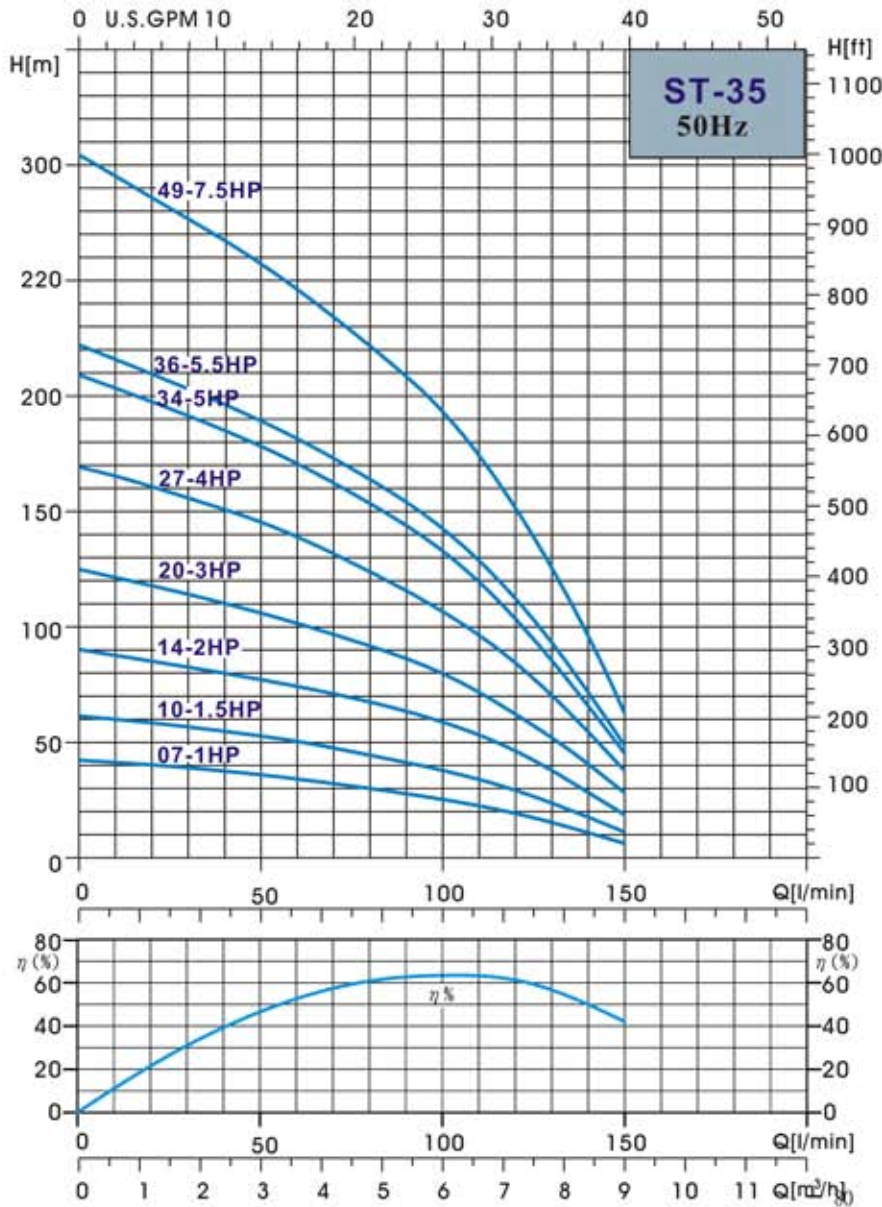


PUMP TYPE		Stages	Motor		Q = DELIVERY															PUMP	
			KW	HP	l/min 0	15	20	25	30	35	40	45	50	60	70	80	90	100	120	Length (mm)	Weight (kg)
					m³/h 0	0.9	1.2	1.5	1.8	2.1	2.4	2.7	3.0	3.6	4.2	4.8	5.4	6.0	7.2		
					H = TOTAL HEAD IN METERS																
ST-1805	5	0.37	0.5	33				29	28	27	26	25	24	21	18	13	8	3		257	2.7
ST-1807	7	0.55	0.75	46				43	42	41	40	39	37	33	28	21	13	7		301	3.0
ST-1809	9	0.75	1.0	59				55	54	52	51	49	47	43	37	28	20	10		344	3.3
ST-1814	14	1.1	1.5	93				87	86	83	81	79	76	68	58	47	33	20		452	4.1
ST-1818	18	1.5	2.0	120				113	111	108	105	102	98	88	75	60	42	25		538	4.7
ST-1827	27	2.2	3.0	175				164	161	157	152	147	141	127	109	87	61	35		767	6.2
ST-1835	35	3.0	4.0	231				217	212	208	202	196	189	170	149	120	87	50		934	7.9
ST-1844	44	3.7	5.0	285				266	260	254	248	238	229	203	172	139	100	59		1128	9.3
ST-1848	48	4.0	5.5	322				299	292	285	276	267	256	231	199	160	118	70		1253	9.9



ST-35

Performance Curves

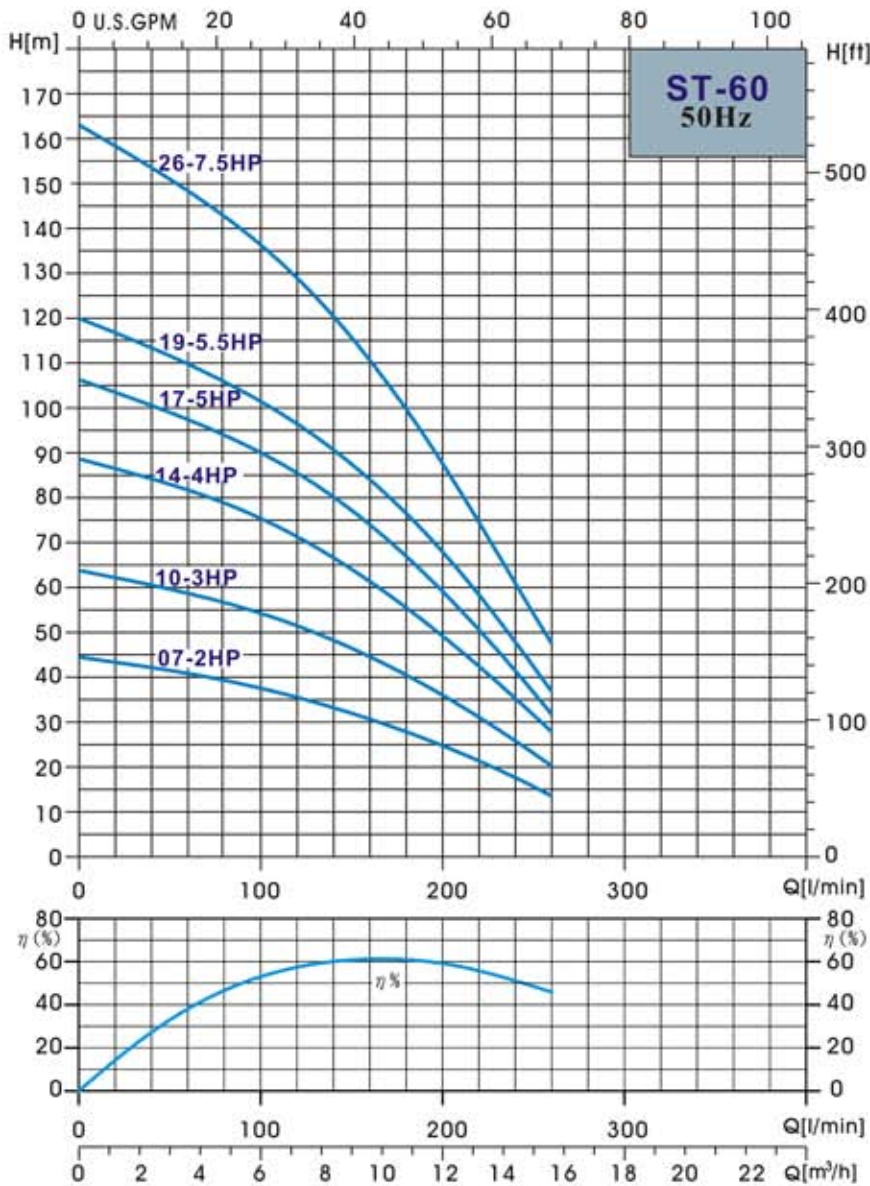


Selection Chart																						
PUMP TYPE	Stages	Motor		Q = DELIVERY																PUMP		
				l/min	30	35	40	45	50	60	70	80	90	100	120	140	160	180	200			220
		KW	HP	m³/h	1.8	2.1	2.4	2.7	3.0	3.6	4.2	4.8	5.4	6.0	7.2	8.4	9.6	10.8	12	13	Length (mm)	Weight (kg)
H = TOTAL HEAD IN METERS																						
ST-3507	7	0.75	1.0	42						36	34	32	30	28	25	19	11				390	3.7
ST-3510	10	1.1	1.5	62						53	51	48	45	41	38	29	18				483	4.6
ST-3514	14	1.5	2.0	90						77	74	71	68	63	59	46	28				607	5.7
ST-3520	20	2.2	3.0	125						107	102	97	92	86	80	62	40				831	7.5
ST-3527	27	3.0	4.0	169						145	139	131	123	115	107	84	55				1048	9.6
ST-3534	34	3.7	5.0	208						178	170	162	153	143	132	103	66				1257	11.6
ST-3536	36	4.0	5.5	221						190	181	173	164	154	143	112	72				1318	12.2
ST-3549	49	5.5	7.5	302						257	246	234	222	209	193	151	96				1802	15.9



ST-60

Performance Curves

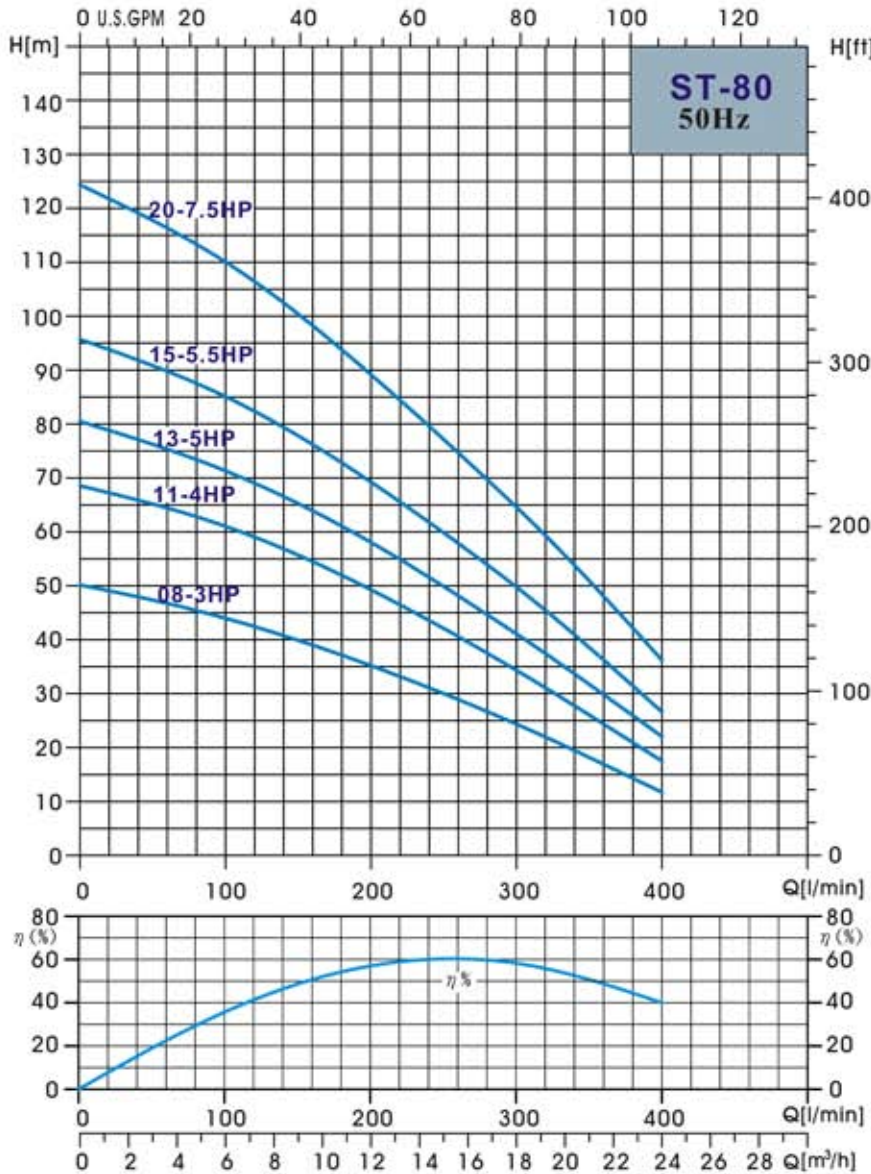


Selection Chart																								
PUMP TYPE	Stages	Motor		Q = DELIVERY																	PUMP			
				l/min	80	90	100	120	140	160	180	200	220	240	260	280	300	320	340	360				
		0	4.8	5.4	6.0	7.2	8.4	9.6	10.8	12	13	14.4	16	17	18	19	20	22	Length (mm)	Weight (kg)				
				H = TOTAL HEAD IN METERS																				
				0	2	4	6	8	10	12	14	16	18	20	22	24	26	28	30	32	34	36	Length (mm)	Weight (kg)
ST-6007	7	1.5	2.0	45					37	36	33	31	28	25	22	18	14						534	5.3
ST-6010	10	2.2	3.0	64					54	52	48	44	41	36	32	26	20						690	6.7
ST-6014	14	3.0	4.0	89					76	72	67	62	56	49	43	35	28						989	8.6
ST-6017	17	3.7	5.0	107					90	86	80	74	67	59	51	42	32						1092	10.1
ST-6019	19	4.0	5.5	120					102	97	91	89	76	68	58	48	37						1195	11.0
ST-6026	26	5.5	7.5	163					136	129	120	111	100	87	75	61	48						1559	14.3



ST-80

Performance Curves

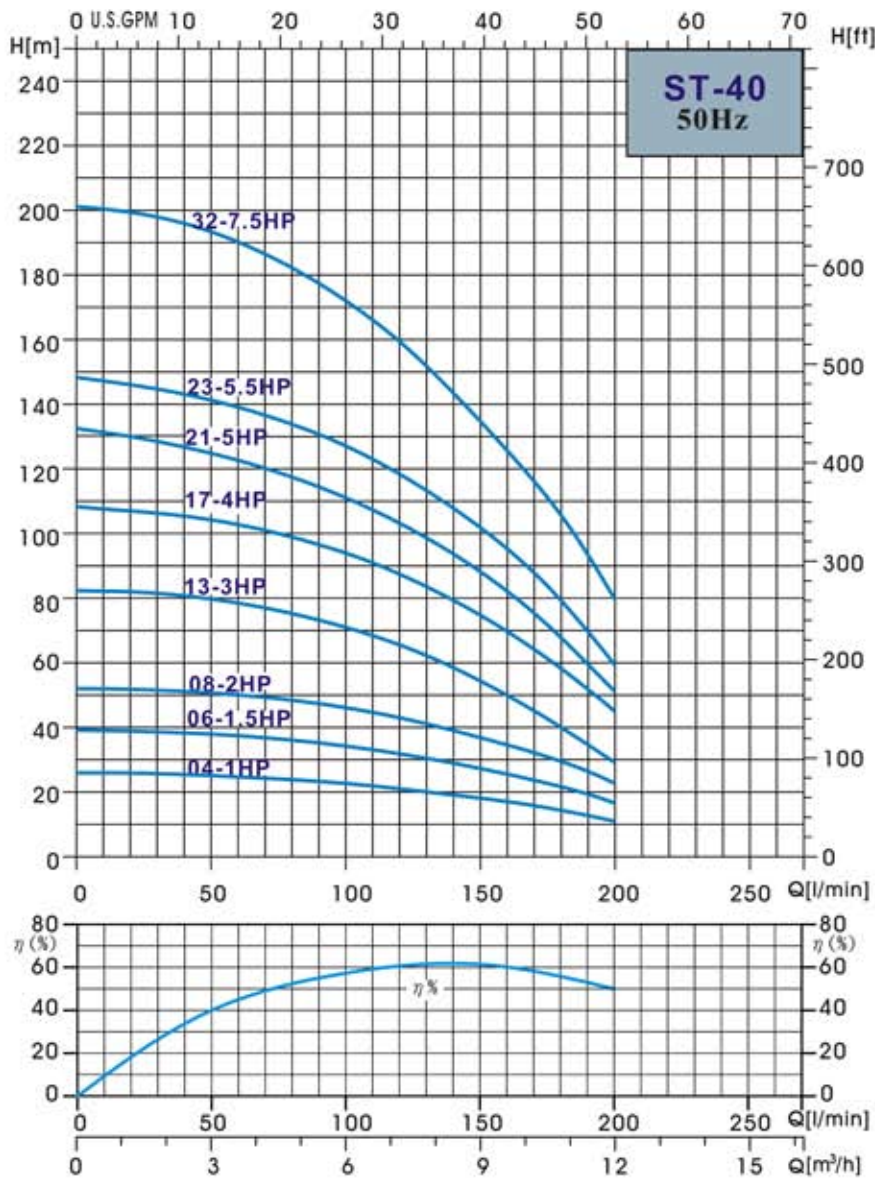


Selection Chart																							
PUMP TYPE	Stages	Motor		Q = DELIVERY																	PUMP		
				l/min	0	100	120	140	160	180	200	220	240	260	280	300	320	340	360	380			400
		KW	HP	m³/h	0	6.0	7.2	8.4	9.6	10.8	12	13	14.4	16	17	18	19	20	22	23	24	27	
H = TOTAL HEAD IN METERS																			Length (mm)	Weight (kg)			
ST-8008	8	2.2	3.0	51				41	39	37	35	33	31	29	27	24	22	20	17	14	12	676	6.3
ST-8011	11	3.0	4.0	70				57	54	52	49	47	44	41	38	34	31	28	24	21	18	880	8.1
ST-8013	13	3.7	5.0	81				67	64	61	58	55	52	48	45	41	38	34	30	26	22	1013	9.3
ST-8015	15	4.0	5.5	97				79	76	73	69	66	63	58	54	50	46	41	36	32	27	1149	10.5
ST-8020	20	5.5	7.5	125				102	98	94	89	84	79	74	70	65	60	54	48	43	37	1489	13.5



ST-40

Performance Curves



PUMP TYPE		Stages	Motor		Q = DELIVERY																PUMP			
			KW	HP	l/min 0	30	35	40	45	50	60	70	80	90	100	120	140	160	180	200	220	Length (mm)	Weight (kg)	
				m³/h 0	1.8	2.1	2.4	2.7	3.0	3.6	4.2	4.8	5.4	6.0	7.2	8.4	9.6	10.8	12	13				
				H = TOTAL HEAD IN METERS																				
ST-4004	4	0.75	1.0	26											24	23	22	21	19	17	15	12	294	2.8
ST-4006	6	1.1	1.5	39											36	35	34	32	29	26	22	17	356	3.4
ST-4008	8	1.5	2.0	52											48	47	46	43	39	35	29	24	418	4.0
ST-4013	13	2.2	3.0	82											75	73	71	66	59	50	40	30	573	5.5
ST-4017	17	3.0	4.0	108											98	96	94	87	79	70	58	46	697	6.6
ST-4021	21	3.7	5.0	132											117	114	111	103	93	82	68	52	859	7.8
ST-4023	23	4.0	5.5	148											134	131	127	118	108	95	79	60	921	8.4
ST-4032	32	5.5	7.5	202											182	178	172	160	143	125	105	80	1238	11.0